

Investment Strategy

Swell is a value focused global fund manager with the flexibility to invest anywhere in the world. It has the ability to hold a large position in cash, a byproduct of an absolute return focus. The Fund is managed in Australian dollars and is unhedged. We target an absolute return of 9% per annum over rolling three year periods.

Commentary

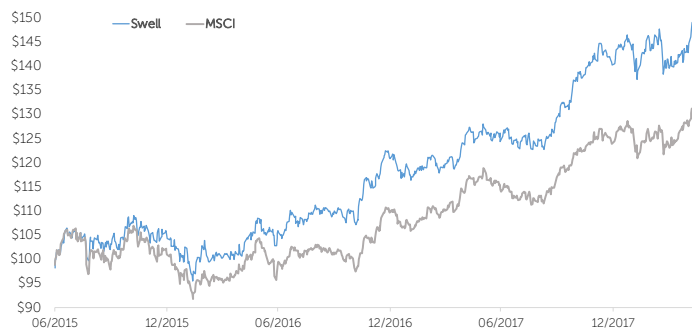
Swell Global Fund finished May up 3.87% versus the MSCI World Net Total Return of 0.37% and the All Ordinaries Accumulation Index 1.40%. The cash weighting at end May was 16.8%.

Performance

Performance	1 Month	6 Months	1 Year	2 Years (pa)	Inception*
Swell Global Fund	3.87%	4.10%	18.03%	16.86%	48.97%
MSCI World Net Total Return [^]	0.37%	1.80%	9.65%	11.44%	28.59%

Performance data relates to the Swell Global Fund. *Inception date is June 18 2015.
Past performance is not necessarily indicative of future performance.

Value of \$100 invested at Inception



Strategy Guidelines

Number of holdings
10-25

Percent of assets in top ten
50-80%

Portfolio turnover
Low

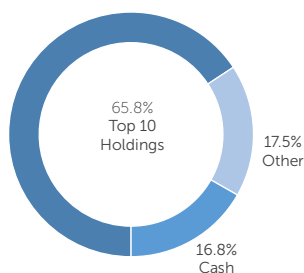
Return objective
9% after fees

Cash restriction
Max 25%

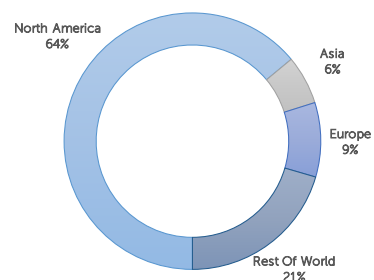
Concentration
High

10 Largest Equity Holdings

Facebook	8.8%
Alphabet	7.9%
Kraft Heinz	7.7%
PayPal	7.5%
Deere & Co	6.4%
Visa	6.2%
Apple	5.9%
Lowes	5.3%
Starbucks	5.0%
Wells Fargo	5.0%



Source of portfolio companies revenue by geography



Investment Team

Lachlan Hughes CFA[®] Founder & CIO

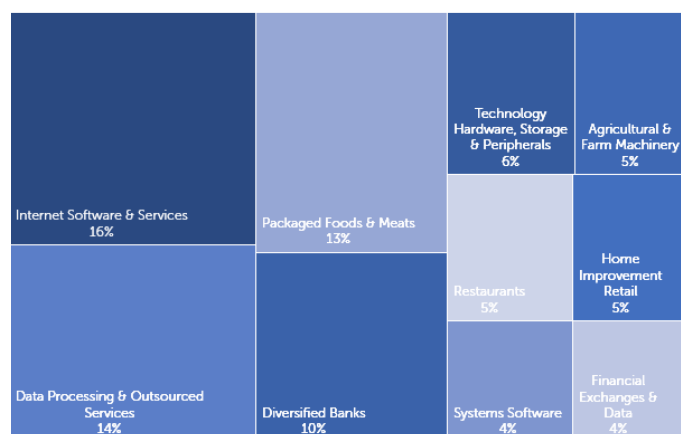
Alex Clunies-Ross Investment Analyst

Mike Hall Investment Analyst

Global Fund Details

Inception Date	18 June 2015
Management Fee	1.50%
Performance Fee	15.0%
Withdrawal/ Contribution Fees	Nil
Minimum Investment	\$500,000
Investment Experience	20 Years

Portfolio Weight by GICS Industry



Market Capitalisation Holdings Global Fund

Market Capitalisation	Number of Holdings	Weight (%)
> \$100B	8	47%
\$50 - 100B	5	25%
\$25 - 50B	1	9%
\$5 - 25B	0	0%

Portfolio Characteristics Global Fund

Number of Holdings	14
Price to Estimated Earnings	18.0 x
Earnings Yield	5.56%
Price to Free Cash Flow	18.6 x
Return on Equity (ROE)	44.46%
Price to Book	3.6 x

Glossary

Price to Estimated Earnings (P/E) is a weighted average of the P/E ratios of the portfolio securities. The P/E is calculated as the ratio of the current price of the stock to the 12-month forward earnings per share estimate.

Earnings yield is the earnings per share for the most recent 12-month period divided by the current market price per share. The earnings yield (which is the inverse of the P/E ratio) shows the percentage of each dollar invested in the stock at the current price, that was earned by the company.

Price to free cash flow is an equity valuation metric used to compare a company's per share market price to its per share amount of free cash flow.

Return on equity (ROE) is the amount of net income returned as a percentage of shareholders equity.

Price-to-book ratio is a ratio used to compare a stock's market value to its book value. It is calculated by dividing the current closing price of the stock by the latest quarter's book value per share.

Lachlan Hughes, Founder & CIO



Lachlan founded Swell in 2014. He is the Chief Investment Officer and responsible for investment decisions. Prior to founding Swell, Lachlan worked for six years as a Senior Analyst with NovaPort Capital, a boutique fund manager owned by Challenger Limited. He has sixteen years' experience in the financial services industry having held legal and investment roles with The Bank of New York (London), King & Wood Mallesons and Goldman Sachs JBWere.

Professional Qualifications and Memberships: Chartered Financial Analyst (CFA), Bachelor of Commerce (Finance), Bachelor of Laws, Member of Responsible Investment Association Australasia.

Alex Clunies-Ross, Investment Analyst

Alex has primary responsibility for one third of the investments in the Swell Global Fund. Alex commenced his career with Swell in August 2015 and guided development of the technical platforms used to manage Fund investments and client documentation.

Alex holds a Bachelor of Commerce (Finance) from Griffith University and is a CFA Level 2 candidate. He was an inaugural member of the Griffith University Student Investment Fund and continues his involvement in the Fund as a student mentor.

Mike Hall, Investment Analyst

Mike has primary responsibility for one third of the investments in the Swell Global Fund. Mike joined Swell in October 2015, bringing valuable experience in banking and finance to the Swell team. Mike has been instrumental in developing research tools and financial models used in the Fund stock selection processes.

Mike holds a Diploma of Business and Bachelor of Commerce (Finance), both from Bond University. While completing his studies Mike was a part of the team which represented Bond University in the CFA Institute research challenge and placed third nationally. Mike is a CFA Level 3 Candidate.

Contact Us

Level 12
Corporate Centre One
2 Corporate Court
Bundall Qld 4217

PO Box 715
Southport BC Qld 4215

07 5551 0299

info@swellasset.com.au

Offices in Sydney and Brisbane by appointment

Level 36
Riparian Plaza
71 Eagle Street
Brisbane Qld 4000
07 3088 2880

Level 29
Chifley Tower
2 Chifley Square
Sydney NSW 2000
02 8004 9099

Disclaimer

This document has been prepared and approved by Swell Asset Management ABN 16 168 141 204 authorised representative of Hughes Funds Management Pty Limited ACN 167 950 236 AFSL 460572. The information provided in this document is of a general nature only, is not personal investment advice and has been prepared without taking into account your investment objectives, financial situation or particular needs (including financial and taxation issues). Investors should read and consider the investment in full and seek advice from their financial adviser or other professional adviser before deciding to invest.

The information in this document is for general information only. To the extent that certain statements contained in this document may constitute forward-looking statements or statements about future matters, the information reflects Swell Asset Management's intent, belief or expectations at the date of this document. This document is not a prospectus, product disclosure statement, disclosure document or other offer document under Australian law or under any other law and does not purport to be complete nor does it contain all of the information which would be required in such a document prepared in accordance with the requirements of the Corporations Act 2001 (Cwlth).

This document is not, and does not constitute, financial product advice, an offer to issue or sell or the solicitation, invitation or recommendation to purchase any securities and neither this document nor anything contained within it will form the basis of any offer, contract or commitment.

[^]The MSCI information may not be reproduced or disseminated in any form and may not be used as a basis for or a component of any financial instruments or products or indices. None of the MSCI information is intended to constitute investment advice or a recommendation to make (or refrain from making) any kind of investment decision and may not be relied on as such. Historical data and analysis should not be taken as an indication or guarantee of any future performance analysis, forecast or prediction. The MSCI information is provided on an "as is" basis and the user of this information assumes the entire risk of any use made of this information. MSCI, each of its affiliates and each other person involved in or related to compiling, computing or creating any MSCI information (collectively, the "MSCI Parties") expressly disclaims all warranties (including, without limitation, any warranties of originality, accuracy, completeness, timeliness, non-infringement, merchantability and fitness for a particular purpose) with respect to this information. Without limiting any of the foregoing, in no event shall any MSCI Party have any liability for any direct, indirect, special, incidental, punitive, consequential (including, without limitation, lost profits) or any other damages. (www.msci.com)